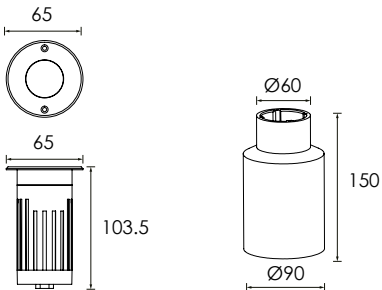


Inground Light Strong up light Small Size LED TAURUS



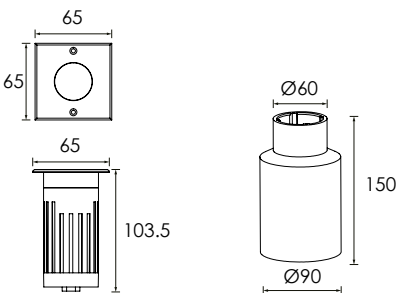

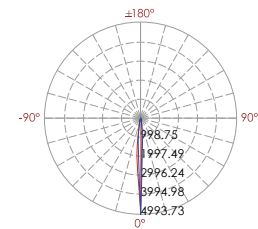
Hard chromeplated Stainless steel SUS 316L
12# Die-casting grey powder coated aluminum.
T=60-80µm Adhesion of ISO class 1/ASTM class 4B



Mounting sleeve 014#

334 140		Colour Temp	Luminous
LED Power	24V - 4,5W	2000K	305 lm
	120/240V - 4,3W	3000K	267 lm
		6000K	

LIGHT DISTRIBUTION



Mounting sleeve 014#

334 141		Colour Temp	Luminous
LED Power	24V - 4,5W	2000K	305 lm
	120/240V - 4,3W	3000K	267 lm
		6000K	

LIGHT DISTRIBUTION

